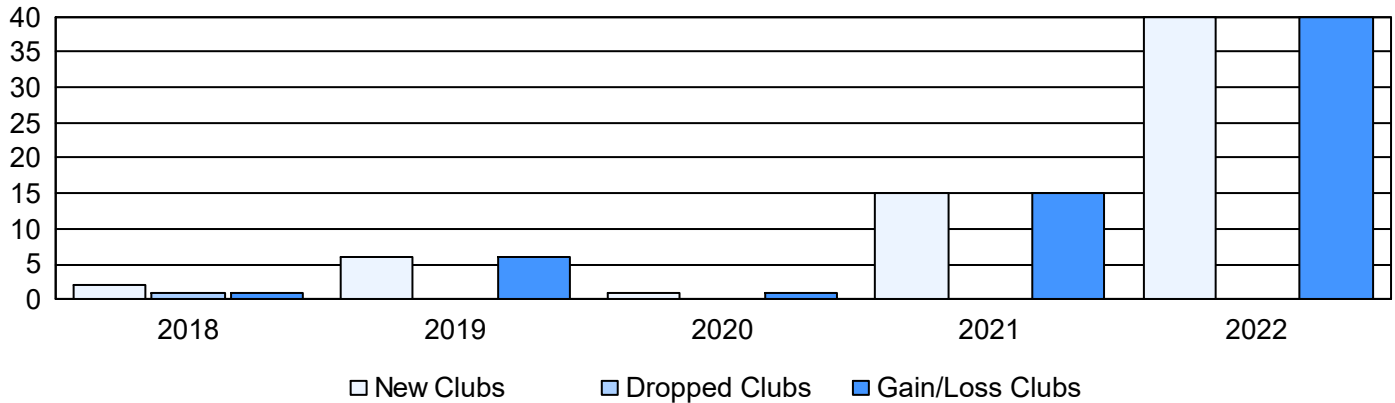
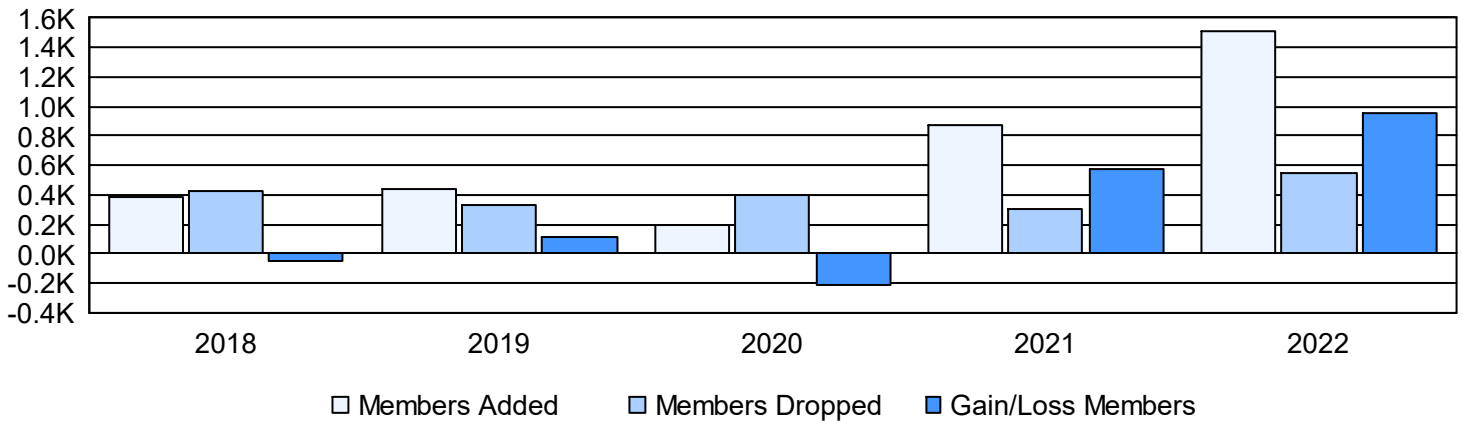


Year	New Clubs	Dropped Clubs	Gain/ Loss Clubs	New Members	Charter Members	Reinstate Members	Transfer Members	Total Member Added	Total Members Dropped	Gain/ Loss Members
2017-2018	2	1	1	321	53	4	1	379	424	-45
2018-2019	6	0	6	211	204	29	0	444	332	112
2019-2020	1	0	1	153	29	11	0	193	403	-210
2020-2021	15	0	15	437	393	50	0	880	301	579
2021-2022	40	0	40	512	955	32	6	1,505	550	955
Average	13	0	13	327	327	25	1	680	402	278

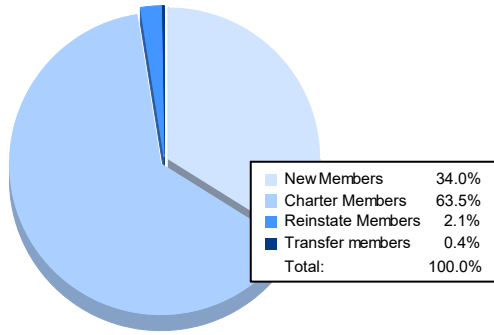
Clubs



Members



Membership Composition June 2022 Cumulative



Gender Composition June 2022 Cumulative

